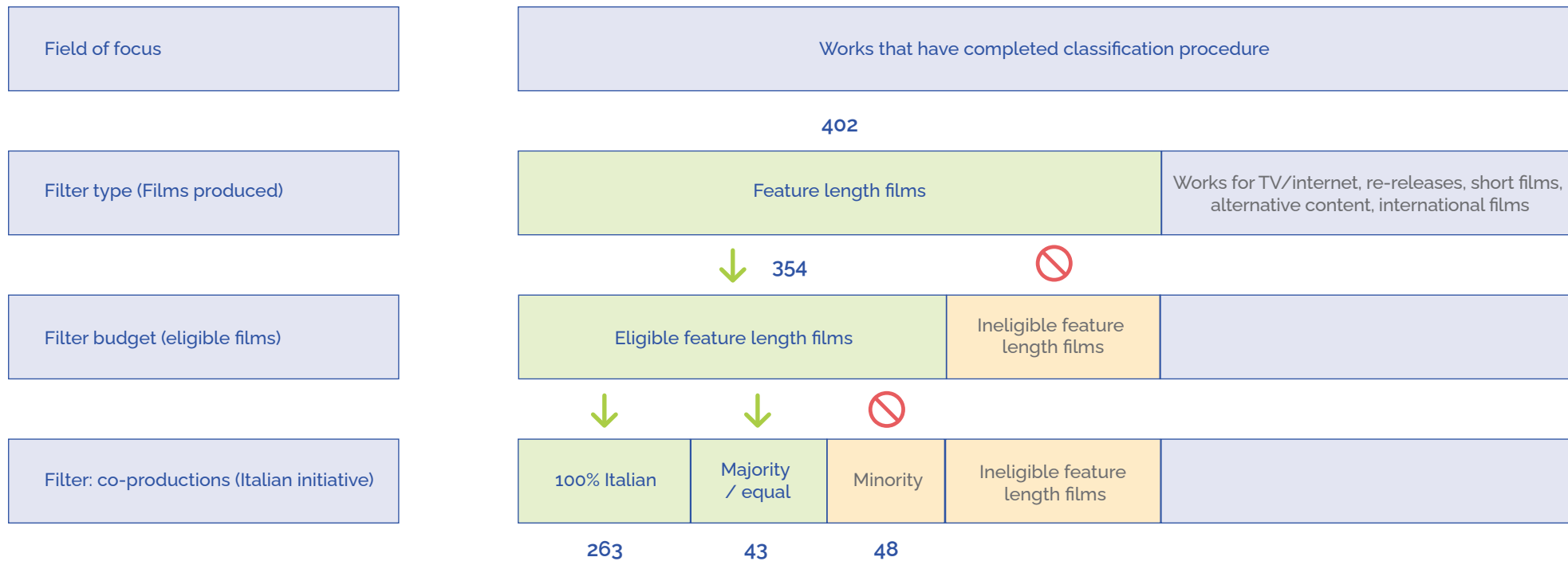


ITALY'S
CINEMA AND AUDIOVISUAL
INDUSTRY IN NUMBERS

2023

Cinema Production

Analysis perimeter



Cinema Production

- **402** films were produced in Italy in **2023** (+13% on 2022), an increase on pre-pandemic numbers (+23,7% on 2019).
- **262** films were 100% Italian productions (**156** features, **106** documentaries), in addition to **92** co-productions, for a total of **354** films eligible as Italian, an increase of **12%** on **2022**.
- Increase in female directors (films and documentaries) both as a percentage of the total (**17%**) and in unit terms (+52% on 2022).
- The total cost of the films produced tallies to over **€700M** (+21% on 2022).
- Cost breakdowns demonstrate that approximately **57%** of budgets come from "other", attributable mostly to broadcaster and platform investment.
- The largest quota of domestic public investment derives from tax credit: in **2023** tax credit for production alone came to **€206.13 M** (+17,6% on 2022).
- **2023** registered an increase in tax credit requests in number of films (**398**) and credit amount (**€225.26 M**).
- **60 to 80%** of the films completing classification between **2019** and **2023** were distributed theatrically.

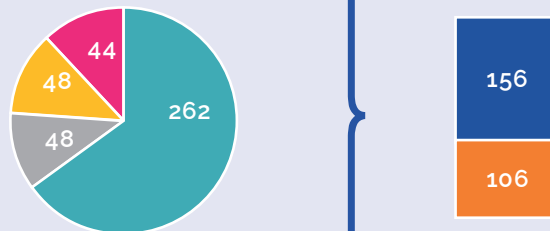
01

Cinema Production

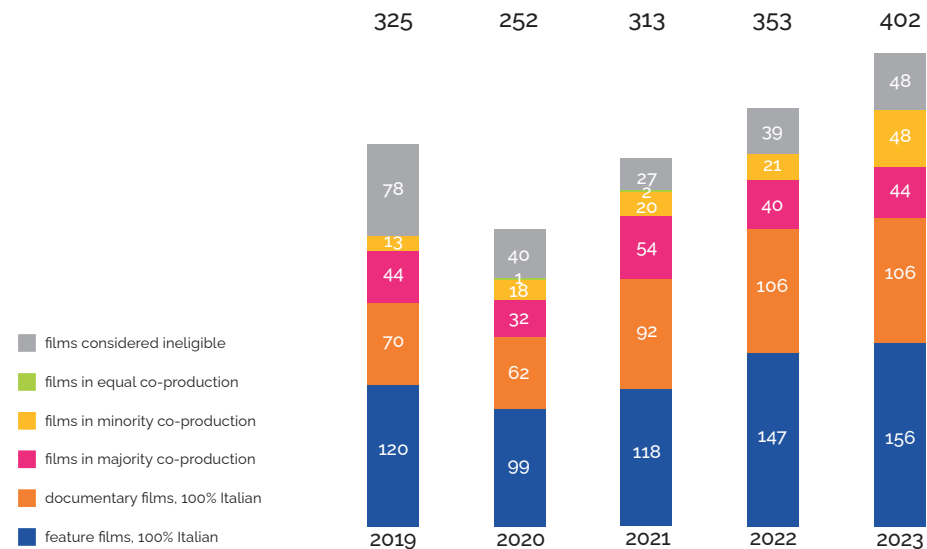
Number of films

402 films were produced in Italy in **2023**, an increase of **13%** on **2022** and **23.7%** on **2019**.

Film produced in 2023



Film produced 2019-2023



Cinema Production

Gender parity report

Increase in female directors: from **13%** in **2019** to **17%** in **2023**.

Gender parity report 2023

- Men
- Women
- Combined



318
79%

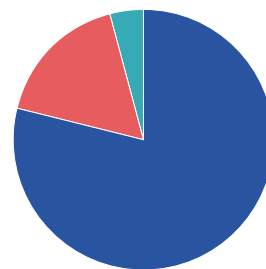


69
17%



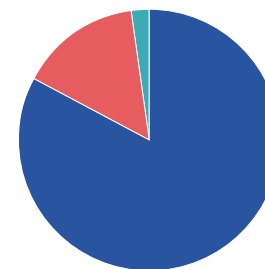
15
4%

Italian films produced in 2023 (quantity, percentage)



■	318	79%
■	69	17%
■	15	4%

Budgets for Italian films produced in 2023 (quantity, percentage)



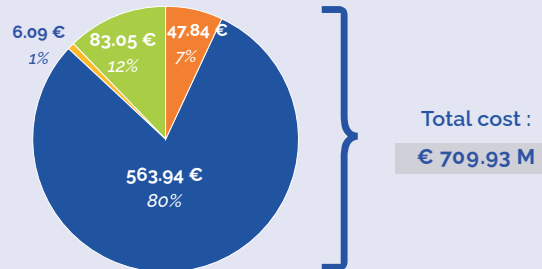
■	€ 508.26 M	83%
■	€ 89.01 M	15%
■	€ 14.42 M	2%

Cinema Production

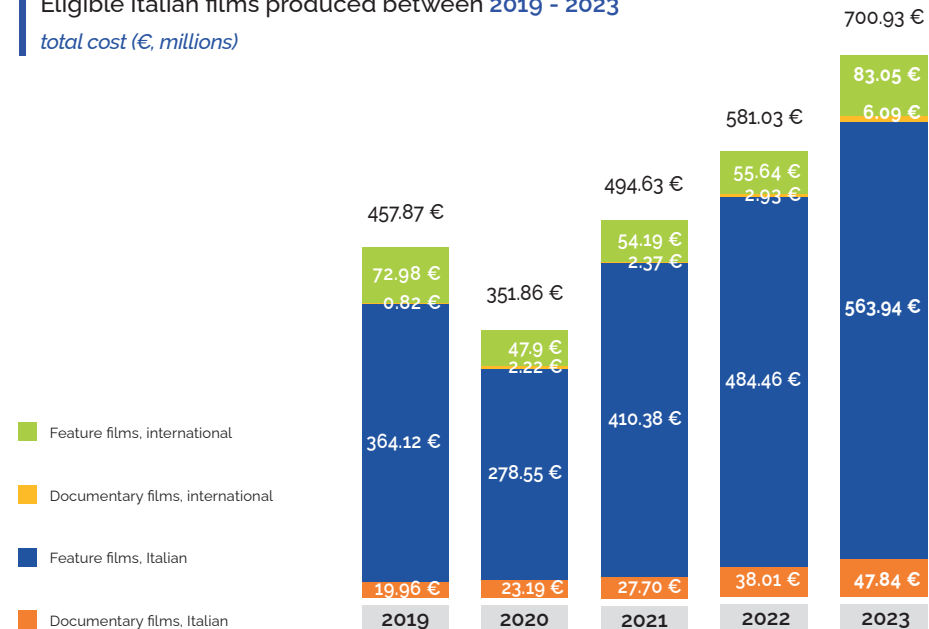
Cost

The combined cost of the Italian films produced in **2023** tallies to **> €700M**, an increase of **21%** on **2022** and **53%** on **2019**.

Eligible Italian films produced in 2023 total cost (€, millions)



Eligible Italian films produced between 2019 - 2023 total cost (€, millions)



Cinema Production

International Partners

Co-productions by partner nationality, 2023

FRANCE	22
SWITZERLAND	14
BELGIUM	9
ARGENTINA	8
SLOVENIA	5
POLAND	5
SPAIN	5
USA	4
IRELAND	3
SWEDEN	3

BRAZIL	3
HUNGARY	3
NETHERLANDS	3
ALBANIA	3
SERBIA	3
GERMANY	3
CROATIA	2
LITHUANIA	2
MEXICO	2
NORWAY	2

The main international co-production partners in 2023 were **France, Switzerland and Belgium**.

ROMANIA	2
UK	2
SLOVAK REP.	2
CZECH REP.	2
ISRAEL	2
KOSOVO	1
LEBANON	1
LUXEMBOURG	1
CUBA	1
TUNISIA	1

SRI LANKA	1
BULGARIA	1
UAE	1
RUSSIA	1
CHILE	1
VENEZUELA	1
PORTUGAL	1
LATVIA	1
CANADA	1
UKRAINE	1

Cinema Production

Cost bracket

Italian initiative films, produced between 2019 - 2023
quantity of films, budget (€, millions)

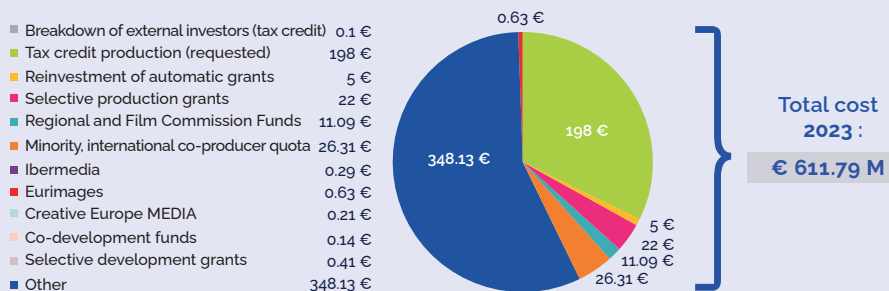
In 2023 the combined cost of 40 works with budgets between
€3.5 - €10 M was € 224 M.

COST BRACKET	2019		2020		2021		2022		2023	
	FILM	TOTAL	FILM	TOTAL	FILM	TOTAL	FILM	TOTAL	FILM	TOTAL
≤ 200,000 €	65	6.56 €	49	5.23 €	82	8.71 €	77	7.84 €	69	7.49 €
> 200,000 € e ≤ 800,000 €	64	24.65 €	55	22.83 €	57	22.51 €	72	29.49 €	96	42.13 €
> 800,000 € e ≤ 1,500,000 €	35	36.51 €	22	23.79 €	35	38.28 €	46	52.35 €	39	45.65 €
> 1,500,000 € e ≤ 2,500,000 €	25	48.14 €	27	52.96 €	25	49.01 €	23	46.19 €	27	54.42 €
> 2,500,000 € e ≤ 3,500,000 €	7	21.02 €	14	40.45 €	22	62.43 €	28	83.16 €	21	62.47 €
> 3,500,000 €, ≤ 10,000,000 €	34	184.36 €	25	125.94 €	45	257.13 €	42	224.47 €	40	224.01 €
> 10,000,000 €	4	62.83 €	2	28.63 €	0	-	6	78.98 €	14	175.62 €
TOTAL	234	384.07 €	194	299.85 €	266	438.08 €	294	522.47 €	306	611.79 €

Cinema Production

Sources of funding

The main source of public financing, **€198 M (32%)**, was tax credit requested for production.



Italian initiative films, produced between **2019 - 2023**
sources of funding (€, millions)

	2019	2020	2021	2022	2023
Breakdown of external investors	28 €	10 €	8 €	0.9 €	0.1 €
Tax credit production (requested)	95 €	71 €	132 €	176 €	198 €
Reinvestment of automatic grants	0.6 €	0 €	6 €	5 €	5 €
Selective production grants	14 €	16 €	19 €	24 €	22 €
Regional and Film Commission Funds	8.50 €	14.62 €	18 €	17.35 €	11.09 €
Minority, international co-producer quota	14 €	15 €	24 €	20.51 €	26.31 €
Ibermedia	0.14 €	0 €	0.24 €	0.1 €	0.29 €
Eurimages	1.44 €	1.23 €	1.01 €	1.06 €	0.63 €
Creative Europe MEDIA	0.38 €	0.20 €	0.07 €	0.25 €	0.21 €
Co-development funds	0.12 €	0 €	0.09 €	0.03 €	0.14 €
Selective development grants	0.25 €	0.08 €	0.10 €	0.94 €	0.41 €
Other	222.25 €	174.44 €	228.99 €	277.20 €	348.13 €
TOTAL	384.07 €	301.74 €	438.08 €	522.47 €	611.79 €

Cinema Production

Selective and automatic production grants

Films eligible as Italian produced between 2019 - 2023
grants (€ millions)

162 projects were financed with selective and automatic grants in 2023 for a total of €33M.

	2019		2020		2021		2022		2023	
	FILM	GRANT	FILM	GRANT	FILM	GRANT	FILM	GRANT	FILM	GRANT
Cultural Interest (IC) grants	9	2.30 €	5	0.90 €	3	0.80 €	1	0.02 €	0	-
Debut or Second work (OPS) grants	16	2.05 €	12	1.93 €	3	0.60 €	0	0 €	1	0.15 €
Selective Production grants	38	9.86 €	56	13.06 €	77	17.11 €	94	23.98 €	89	22.94 €
Section 1 – Young Talent	6	1.38 €	7	1.56 €	7	1.89 €	13	3.83 €	12	3.51 €
Section 2 – Debut and second works	7	2.35 €	17	4.58 €	20	4.94 €	20	5.65 €	19	5.01 €
Section 3 – Doc and shorts	14	0.80 €	14	0.87 €	23	1.52 €	26	1.31 €	25	1.66 €
Section 4 – Animation	0	-	1	0.40 €	2	0.80 €	2	0.62 €	4	1.87 €
Section 5 – Difficult films	11	5.33 €	17	5.65 €	25	7.97 €	33	12.57 €	29	10.89 €
Development / Original screenplay	4	0.25 €	1	0.08 €	5	0.29 €	14	0.94 €	7	0.41 €
Minorities fund	0	-	1	0.10 €	7	0.88 €	13	1.06 €	33	4.24 €
Co-development funds	4	0.12 €	0	-	1	0.09 €	1	0.03 €	8	0.41 €
Reinvestment of automatic grants	4	0.64 €	1	0.05 €	35	6.28 €	28	4.75 €	24	4.81 €
TOTAL	75	15.22€	76	16.11€	131	26.06€	151	30.78€	162	32.96 €

Cinema Production

Tax credit requested

Italian films produced from **2022 - 2023**

tax credit requested (€, millions) and quantity of films

	2022		2023	
	ABSOLUTE VALUE	% VALUE	ABSOLUTE VALUE	% VALUE
Production tax credit requested	175.70 €	91%	206.13 €	92%
External tax credit requested	0.28 €	0%	0.12 €	0%
Distribution tax credit requested	16.55 €	9%	19.01 €	8%
TOTAL	192.54 €	100%	225.26 €	100%

92% of the tax credit requests in **2023** were for the production tax credit, for a total of **> € 206M**.

	2022		2023	
	NUMBER OF REQUESTS	% OF TOTAL FILMS	NUMBER OF REQUESTS	% OF TOTAL FILMS
Production tax credit requested	258	74%	301	76%
External tax credit requested	2	1%	2	1%
Distribution tax credit requested	91	26%	95	24%
TOTAL	351	100%	398	100%

Cinema Production

Tax credit requested

Documentaries

Works of research and training

	2021	2022	2023
Films (quantity)	7	17	13
TOTAL	0.81 €	1.94 €	1.00 €

Eligible Italian documentaries produced between 2019 - 2023

tax credit requested (€, millions) and quantity of films

	2019		2020		2021		2022		2023	
	ABSOLUTE VALUE	%	ABSOLUTE VALUE	%	ABSOLUTE VALUE	%	ABSOLUTE VALUE	%	ABSOLUTE VALUE	%
Production tax credit requested	4.11 €	85%	5.01 €	70%	8.58 €	91%	10.43 €	81%	16.55 €	92%
External tax credit requested	0.32 €	7%	0 €	0%	0.15 €	2%	0 €	0%	0 €	0%
Distribution tax credit requested	0.40 €	8%	2.10 €	30%	0.71 €	7%	2.52 €	19%	1.47 €	8%
TOTAL	4.83 €	100%	7.11 €	100%	9.45 €	100%	12.93 €	100%	18.02 €	100%

Production tax credit requested	56	77%	49	72%	80	88%	87	78%	104	81%
External tax credit requested	4	5%	1	1%	4	4%	0	0%	0	0%
Distribution tax credit requested	13	18%	18	26%	7	8%	25	22%	24	19%
TOTAL	73	100%	68	100%	91	100%	112	100%	128	100%

Cinema Production

Tax credit requested

Fiction

Works of research and training

	2021	2022	2023
Films (quantity)	4	15	11
TOTAL	0.34 €	3.79 €	1.88 €

Feature films, eligible as Italian, produced between 2019 - 2023

tax credit requested (€, millions) and quantity of films

	2019		2020		2021		2022		2023	
	ABSOLUTE VALUE	%	ABSOLUTE VALUE	%	ABSOLUTE VALUE	%	ABSOLUTE VALUE	%	ABSOLUTE VALUE	%
Production tax credit requested	91.16 €	84%	67.93 €	79%	126.57 €	96%	165.28 €	92%	189.58 €	91%
External tax credit requested	10.16 €	9%	2.89 €	3%	2.44 €	2%	0.28 €	0%	0.12 €	0%
Distribution tax credit requested	7.71 €	7%	15.03 €	18%	2.10 €	2%	14.04 €	8%	17.55 €	9%
TOTAL	109.03 €	100%	85.86 €	100%	131.11 €	100%	179.59 €	100%	207.24 €	100%

Production tax credit requested	135	58%	116	64%	155	87%	171	71%	197	73%
External tax credit requested	33	14%	16	9%	10	6%	2	1%	2	1%
Distribution tax credit requested	63	27%	50	27%	14	8%	66	28%	71	26%
TOTAL	231	100%	182	100%	179	100%	239	100%	270	100%

Cinema Production

Production tax credit

Documentaries

Italian initiative documentaries produced between **2019 - 2023**

Quantity of films (units, percentage) requesting Production tax credit by cost bracket

COST BRACKET	2019		2020		2021		2022		2023	
	FILM	%	FILM	%	FILM	%	FILM	%	FILM	%
≤ 200,000 €	25	54%	13	43%	35	61%	30	48%	27	53%
> 200,000 € e ≤ 800,000 €	28	85%	28	85%	36	95%	40	87%	54	93%
> 800,000 € e ≤ 1,500,000 €	2	67%	2	100%	6	75%	8	100%	5	100%
> 1,500,000 € e ≤ 2,500,000 €	0	0%	1	100%	0	0%	1	33%	2	100%
> 2,500,000 € e ≤ 3,500,000 €	0	0%	0	0%	0	0%	0	0%	2	100%
> 3,500,000 €, ≤ 10,000,000 €	0	0%	1	100%	0	0%	0	0%	1	100%
> 10,000,000 €	0	0%	0	0%	0	0%	0	0%	0	0%
TOTAL	55	67%	45	67%	77	75%	79	67%	91	76%

Cinema Production

Production Tax credit

Feature films

Italian initiative feature films produced between 2019 - 2023

quantity of films (units, percentage) requesting Production tax credit, by cost bracket

COST BRACKET	2019		2020		2021		2022		2023	
	FILM	%	FILM	%	FILM	%	FILM	%	FILM	%
≤ 200,000 €	5	26%	8	42%	11	44%	6	38%	4	22%
> 200,000 € e ≤ 800,000 €	23	74%	17	77%	17	89%	21	81%	31	82%
> 800,000 € e ≤ 1,500,000 €	29	91%	18	90%	25	92%	38	100%	34	100%
> 1,500,000 € e ≤ 2,500,000 €	25	100%	26	100%	24	96%	20	100%	25	100%
> 2,500,000 € e ≤ 3,500,000 €	7	100%	14	100%	22	100%	28	100%	19	100%
> 3,500,000 €, ≤ 10,000,000 €	34	100%	24	100%	43	96%	42	100%	39	100%
> 10,000,000 €	4	100%	2	100%	0	0%	6	100%	14	100%
TOTAL	127	84%	109	86%	142	87%	161	91%	166	89%

Cinema Production

Box office and tickets

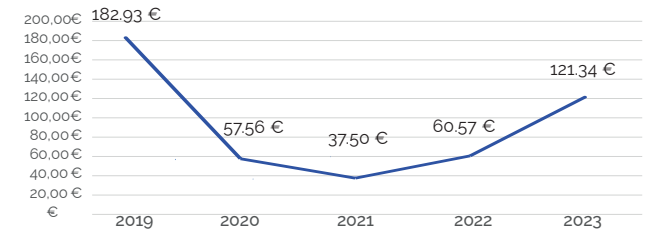
60-80% of the films completing classification between **2019** and **2023** were distributed theatrically.

Italian films produced between **2019 - 2023**

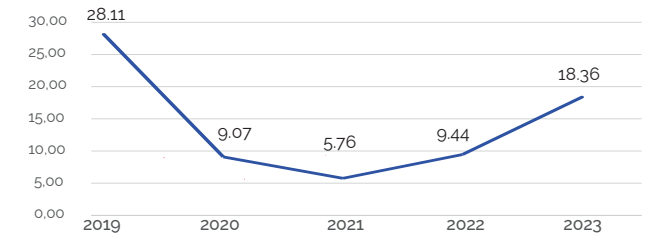
theatrical release: box office (€, millions) and tickets

	2019	2020	2021	2022	2023
Quantity of films	224	152	208	280	291
% of total	69%	60%	66%	79%	72%
Box office	182.93 €	57.56 €	37.50 €	60.57 €	121.34 €
Tickets	28.11	9.07	5.76	9.44	18.36

BOX OFFICE



TICKETS



Cinema Production

Box Office and tickets

Documentaries

Italian initiative documentaries produced between 2019 - 2023
requesting Production tax credit, by box office (€, millions)

COST BRACKET	2019		2020		2021		2022		2023	
	FILM	BOX OFFICE	FILM	BOX OFFICE	FILM	BOX OFFICE	FILM	BOX OFFICE	FILM	BOX OFFICE
≤ 200,000 €	15	0.49 €	10	0.43 €	17	0.10 €	24	0.25 €	18	0.52 €
> 200,000 € e ≤ 800,000 €	20	2.58 €	21	0.39 €	24	0.89 €	29	0.70 €	36	2.23 €
> 800,000 € e ≤ 1,500,000 €	2	1.66 €	2	0.03 €	5	0.12 €	8	0.43 €	4	0.28 €
> 1,500,000 € e ≤ 2,500,000 €	0	-	1	0.04 €	0	-	3	2.95 €	2	0.10 €
> 2,500,000 € e ≤ 3,500,000 €	0	-	0	-	0	-	0	-	1	0.51 €
> 3,500,000 €, ≤ 10,000,000 €	0	-	1	0.12 €	0	-	0	-	1	0.08 €
> 10,000,000 €	0	-	0	-	0	-	0	-	0	-
TOTAL	37	4.73 €	35	1.01 €	46	1.11 €	64	4.33 €	62	3.72 €
Ineligible	25	0.80 €	7	0.06 €	7	0.10 €	10	0.37 €	21	0.16 €

Cinema Production

Box Office and tickets

Feature films

Italian initiative feature films produced between 2019 - 2023
requesting Production tax credit, by box office (€, millions)

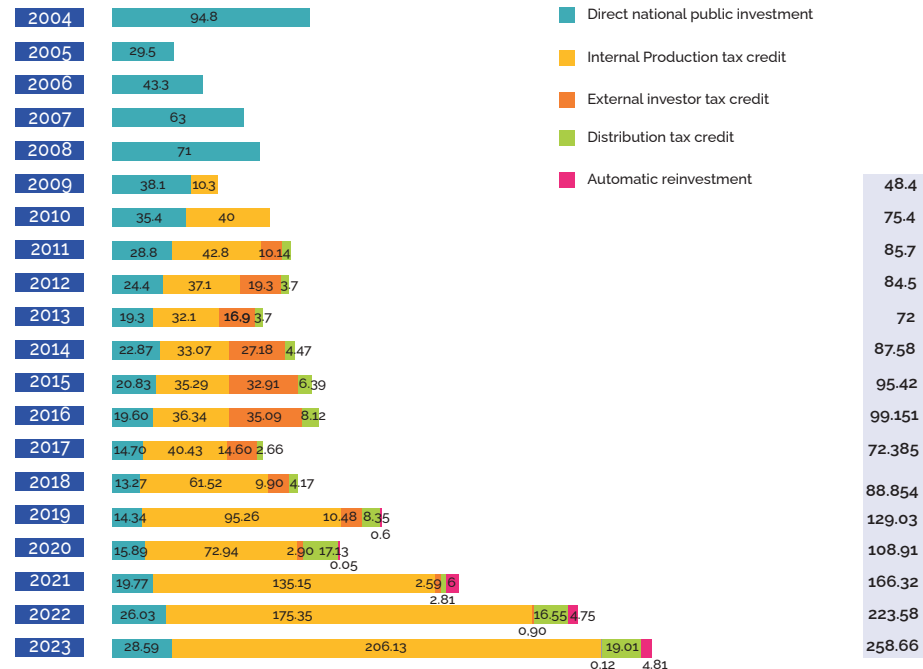
COST BRACKET	2019		2020		2021		2022		2023	
	FILM	BOX OFFICE	FILM	BOX OFFICE	FILM	BOX OFFICE	FILM	BOX OFFICE	FILM	BOX OFFICE
≤ 200,000 €	2	0.05 €	4	0.08 €	5	0.04 €	5	0.02 €	4	0.07 €
> 200,000 € e ≤ 800,000 €	17	1.41 €	12	0.61 €	12	0.25 €	19	0.46 €	20	0.21 €
> 800,000 € e ≤ 1,500,000 €	22	1.91 €	14	10.17 €	20	0.34 €	35	1.64 €	28	0.57 €
> 1,500,000 € e ≤ 2,500,000 €	22	8.35 €	18	4.44 €	18	1.14 €	19	0.81 €	22	2.52 €
> 2,500,000 € e ≤ 3,500,000 €	7	8.46 €	10	1.67 €	19	2.70 €	28	2.68 €	17	4.81 €
> 3,500,000 €, ≤ 10,000,000 €	32	75.84 €	17	33.99 €	39	28.75 €	40	36.96 €	38	38.45 €
> 10,000,000 €	3	76.57 €	2	3.25 €	0	-	6	10.90 €	11	67.49 €
TOTAL	105	172.58 €	77	54.22 €	113	33.23 €	152	53.48 €	140	114.12 €
Ineligible	16	0.08 €	4	0.01 €	4	0.01 €	12	1.44 €	12	0,15 €

Cinema Production

Public funding grants

Public funding for films produced between 2004 - 2023 (€, millions)

Public funding in 2023 came to € 259M.



Audiovisual Production

- **248** audiovisual works (for TV and internet) were produced in **2023**, more than double the amount produced in **2019** and an increase on **2022** (TV: +13, internet +5).
- The overall cost of Italian initiative audiovisual works produced in **2023** increased to **€824M**, almost **€100M** more than the previous year.
- Cost breakdowns demonstrate that almost **65%** of budgets come from "other", attributable mostly to broadcaster and platform investment.
- Production Tax Credit in **2023** was worth **€254.81M** (+6% on 2022).
- In **2023**, the works requesting tax credit were **219**, for a total of **€276M**: in particular, there was an increase in the resources to support works for the internet. The overall investment was almost **€900M**.

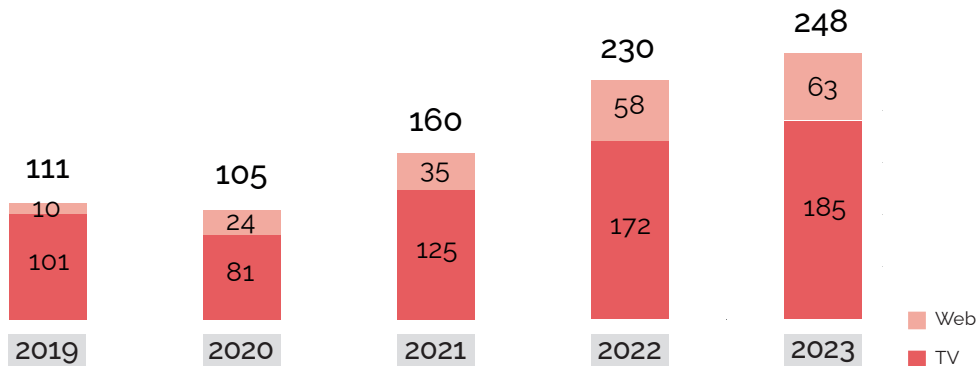
02

Audiovisual Production

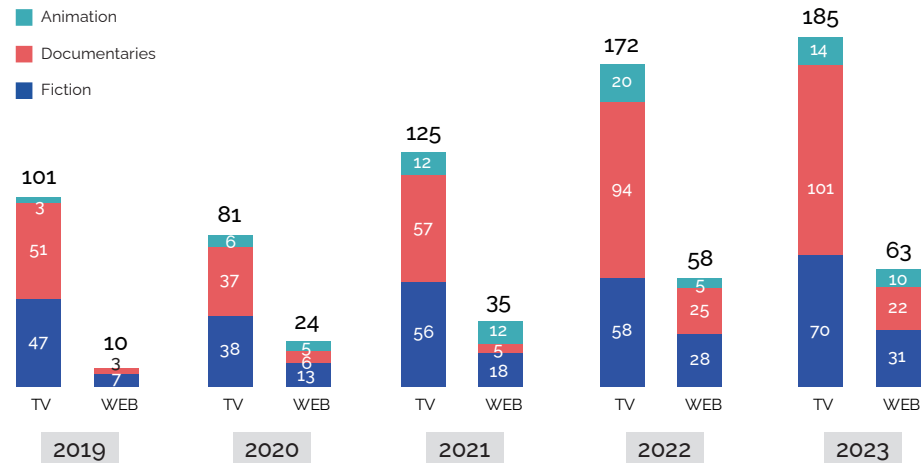
Audiovisual works (2019 - 2023)

248 audiovisual works for TV and internet were produced in 2023, an increase of 8% on 2022 and 123% on 2019.

Quantity of titles for distribution platforms 2019 - 2023



Quantity of titles for platforms and genres 2019 - 2023

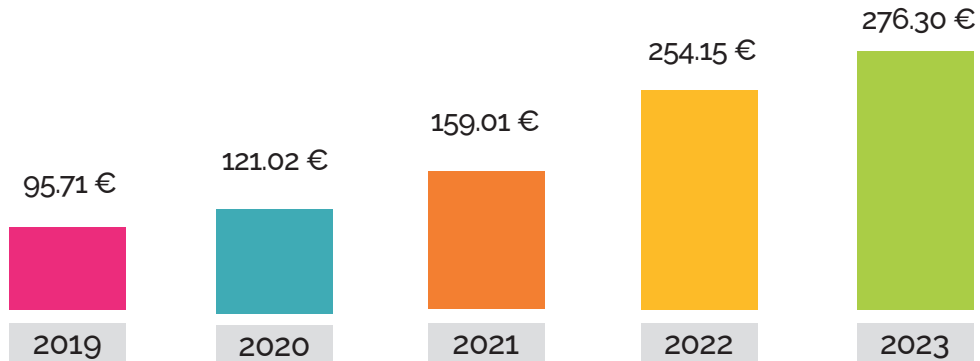


Audiovisual Production

Tax credit

Tax credit requested for TV and internet productions totalled **€276.3M** in **2023** (+9% on 2022).

Production tax credit requested **2019 - 2023** (€, millions)



Production tax credit requested, by genre **2019 - 2023** (€, millions)

2019			2020			2021			2022			2023		
TV	WEB	TOT	TV	WEB	TOT	TV	WEB	TOT	TV	WEB	TOT	TV	WEB	TOT
Fiction														
81.53 €	3.79 €	85.32 €	96.88 €	13.71 €	110.60 €	105.42 €	19.48 €	124.9 €	171.46 €	46.77 €	218.23 €	175.71 €	64.12 €	239.84 €
Documentaries														
4.67 €	0.38 €	4.71 €	3.14 €	0.52 €	3.66 €	5.02 €	2.72 €	7.75 €	10.65 €	3.22 €	13.88 €	8.73 €	4.97 €	13.71 €
Animation														
5.67 €	0 €	5.67 €	2.85 €	3.90 €	6.76 €	8.64 €	1.77 €	26.36 €	9.56 €	12.47 €	22.03 €	9.61 €	13.15 €	22.75 €
TOTAL														
95.71 €			121.02 €			159.01 €			254.15 €			276.30 €		

Audiovisual Production

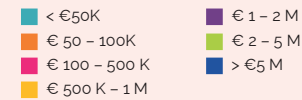
Production tax credit

219 works requested a tax credit. **25%** of the requests were in the **€100-500K** bracket.

Requested credit and estimated market investment 2019 - 2023 (€, millions)

	2019	2020	2021	2022	2023
Works	104	102	151	203	219
Companies	58	56	85	124	125
Credit requested	95.71 €	121.02 €	159.01 €	254.15 €	276.30 €
Overall production cost	405.11 €	508.30 €	557.04 €	755.92 €	891.60 €

Works by bracket of tax credit requested 2023



Total:
219

Works by bracket of Tax credit requested

	2019	2020	2021	2022	2023
< €50K	20	18	27	38	39
€ 50 - 100K	17	13	20	34	28
€ 100 - 500 K	26	25	28	48	53
€ 500 K - 1 M	9	11	22	16	27
€ 1 - 2 M	18	19	24	18	19
€ 2 - 5 M	11	11	26	37	40
> €5 M	3	5	4	12	13
TOTAL	104	102	151	203	219

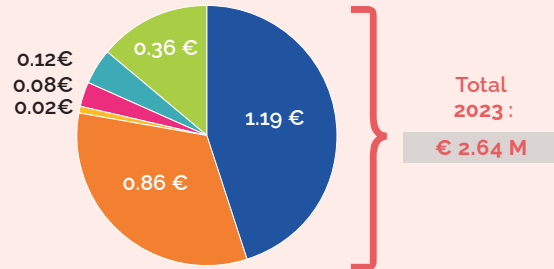
Audiovisual Production

Selective grants

Selective grants assigned to works for TV and internet distribution in **2023** came to **€ 2.64M**.

Selective grants 2023 (€, millions)

- Production: animation
- Production: documentaries
- Production: fiction
- Development: animation
- Development: documentaries
- Development: fiction



Selective grants 2019 - 2023 (€, millions)

	2019		2020		2021		2022		2023	
	OPERE	€	OPERE	€	OPERE	€	OPERE	€	OPERE	€
Production	4	0.22€	7	2.09€	13	1.79€	20	2.95€	22	2.07€
for animation	0	-	4	1.93€	6	1.42€	8	2.21€	6	1.19€
for documentaries	3	0.18€	3	0.16€	7	0.37€	12	0.74€	15	0.86€
for fiction	1	0.04€	0	-	0	-	0	-	1	0.02€
Development	1	0.04€	2	0.02€	1	0.05€	4	0.34€	9	0.57€
for animation	1	0.04€	0	-	0	-	1	0.06€	1	0.08€
for documentaries	0	-	0	-	0	-	0	-	3	0.12€
for fiction	0	-	2	0.02€	1	0.05€	3	0.28€	5	0.36€
Special calls	0	-	1	0.02€	0	0	1	0.02€	0	-
TOTAL		0.26€		2.13€		1.84€		3.30€		2.64€

Audiovisual Production

Audiovisual works (2019 - 2023)

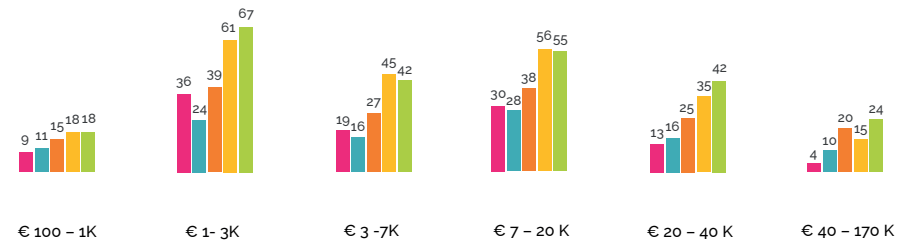
Works by number of episodes 2019 - 2023

	2019	2020	2021	2022	2023
TV Films/Short films (1-2)	42	38	69	121	131
Miniseries (3-9)	35	32	48	71	79
Medium-run series (10-20)	23	26	29	22	17
Long-running series (21-100)	11	7	17	15	20
> 100 episodes	0	2	1	1	1
TOTAL	111	105	164	230	248



Works by cost per minute 2019 - 2023

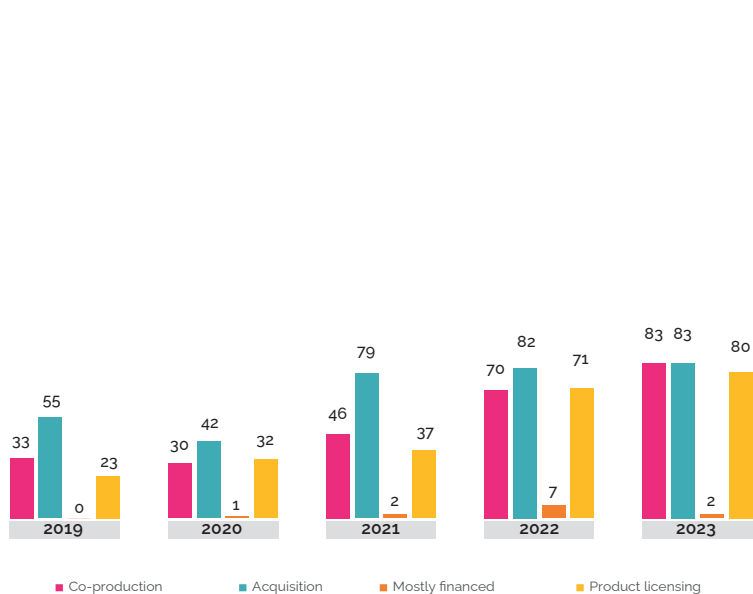
	2019	2020	2021	2022	2023
€ 100 - 1K	9	11	15	18	18
€ 1- 3K	36	24	39	61	67
€ 3 -7K	19	16	27	45	42
€ 7 - 20 K	30	28	38	56	55
€ 20 - 40 K	13	16	25	35	42
€ 40 - 170 K	4	10	20	15	24
TOTAL	111	105	164	230	248



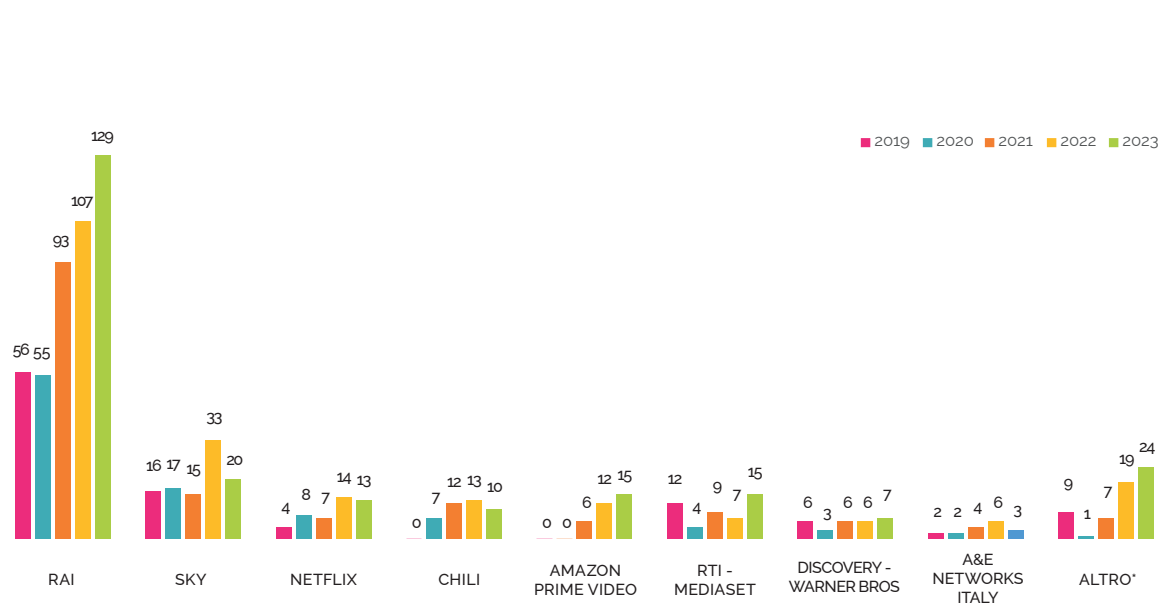
Audiovisual Production

Audiovisual works (2019 - 2023)

Works by contract type 2019 - 2023



Works by main distribution outlets 2019 - 2023



International Tax credit

CINEMA

- From **2016** to **2023**, **186** films requested international tax credit for a total of **> € 513 M**.
- International tax credit was requested for **31** films in **2023** (40 in 2022) for a total of **€ 167M**.
- From **2016** to **2023** a total of **€ 1.38 B** was requested in international tax credit.

TV/WEB

- From **2016** to **2023**, **168** audiovisual works (TV & internet) requested international tax credit for a total of **> € 365 M**.
- International tax credit was requested by **26** international audio-visual productions in **2023** (33 in 2022) for a total of **€ 55M**.
- From **2016** to **2023** a total of **€ 1 B** was requested in international tax credit.

03

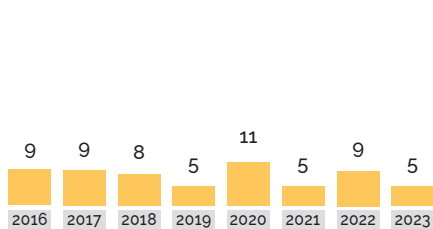
Audiovisual Production

Film

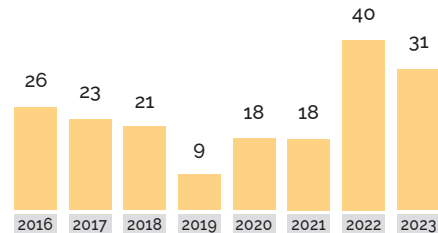
International tax credit was requested for **31** films in **2023** (40 in 2022) for a total of **€ 167M**.

International tax credit 2016 - 2023

requesting countries; films



Total countries 24



Total films 186

International tax credit 2016 - 2023

credit requested; project investment (€, millions)

Year of request

2016	2017	2018	2019	2020	2021	2022	2023	Totale
------	------	------	------	------	------	------	------	--------

Credit requested

15.14 €	13.61 €	18.21 €	12 €	41.2 €	46.42 €	199.58 €	167.52 €	513.69 €
---------	---------	---------	------	--------	---------	----------	----------	----------

Investment


60.56 €	50.25 €	61.39 €	40 €	137.34 €	116.05 €	498.94 €	418.81 €	1,383.36 €
---------	---------	---------	------	----------	----------	----------	----------	------------

Audiovisual Production

Film

International Tax credit 2016 - 2023

requesting Countries



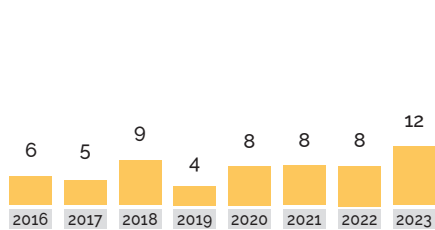
Audiovisual Production

TV and Web

International tax credit was requested by **26** international audio-visual productions in **2023** for a total of € **55M**.

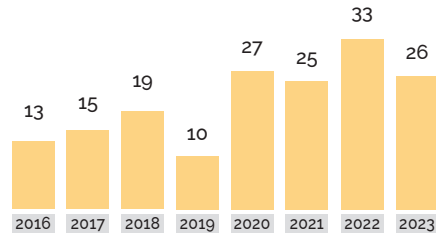
International tax credit 2016 - 2023

requesting countries; films



Total countries

19



Total films

168

International tax credit 2016 - 2023

credit requested; project investment (€, millions)

Year of request

2016	2017	2018	2019	2020	2021	2022	2023	Totale
------	------	------	------	------	------	------	------	--------

Requested credit

2.65 €	9.68 €	54.22 €	10.04 €	28.40 €	80.01 €	124.79 €	55.42 €	365.32 €
--------	--------	---------	---------	---------	---------	----------	---------	----------

Investment

10.61 €	38.14 €	180.88 €	33.48 €	94.73 €	200.27 €	311.96 €	138.55 €	1.008.63 €
---------	---------	----------	---------	---------	----------	----------	----------	------------

Tax credit for videogames

- In **2023** **52** videogames requested tax credit (37 in 2022) for a total of **€9.3 M** (€12.8M in 2022).
- A total of **> €27M** in credit was attributed to **117** works, produced by **79** companies in the three year period.
- The total investment for which tax credit was requested (2021-2023) was **€127M**.

04

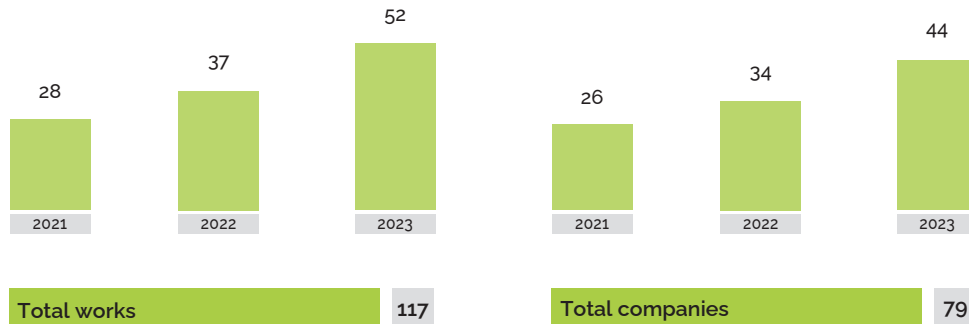
Tax credit for videogames

Videogames

52 works requested tax credit in 2023, for a total of €9.3M.

Tax credit videogames 2021 - 2023

requesting companies; works



Tax credit videogames 2021 - 2023

Credit requested; project investment (€, millions)

Year of request	2021	2022	2023	Totale
Credit requested	5.1 €	12.76 €	9.3 €	27.15 €
Investment base For tax credit request				127.2 €